

GENERAL FEATURES

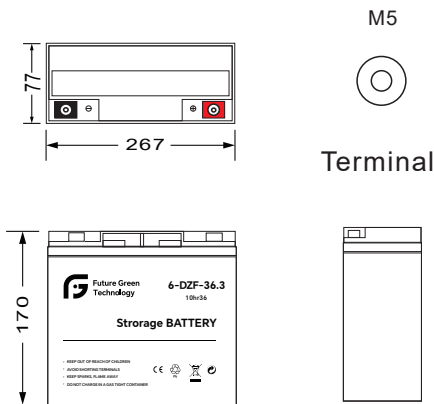
- Electric Vehicle/Bike/Tricycle
- Electric Wheelchair
- Electric Scooter
- Electric play Car for children
- Garbage Truck
- Patrol Car

GENERAL FEATURES

- High Corrosion Resistant Performance: Pb-Camulti-alloy grid
- High Energy Density and Power Density
- Excellent Charge Acceptance Ability
- Strong High and Low-Temperature Performance
- Optimized Capability of instant High-current Discharging
- Low self-discharge rate

MEASUREMENT

Dimension: 267(L)×77(W)×170(H)×170(TH) Unit: mm



PERFORMANCE SPECIFICATIONS

Nominal Voltage	12V	
Nominal Capacity (2hour rate)	36.3Ah	
Design Life @25°C	5 years	
Terminal	M5	
Approx. Weight	6.85kg (15.1lbs)	
Container Material	ABS	
Rated Capacity	10 hour rate (3.9A to 10.5V)	39.0Ah
	2 hour rate (12.1A to 10.5V)	36.3Ah
	1 hour rate (30.6A to 10.5V)	30.6Ah
Discharge Temperature	-20~50°C	
Charge Temperature	-20~40°C	
Storage Temperature	-20~50°C	
Float use Charge (Constant Voltage) @25°C	13.6~13.9V	
Cycle Use Charge (Constant Voltage) @25°C	14.7-14.9V	
Self discharge @25°C	3% of capacity declined per month	
Maximum charging current	7.26A	

Constant Current Discharge Characteristics Unit: A (25°C, 77°F)

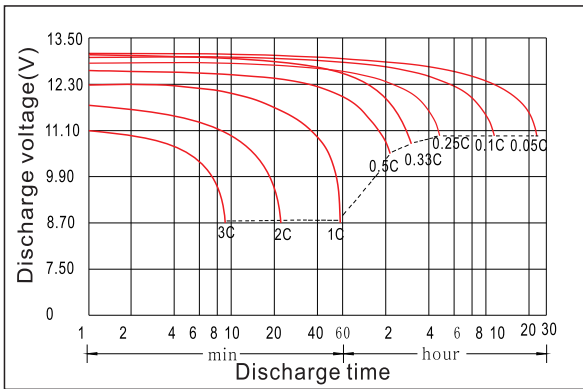
F.V/Time	5Min	15Min	30Min	1h	2h	3h	5h	8h	10h	20h
1.60V	168.00	90.00	54.000	31.500	17.500	12.500	7.720	4.960	4.010	2.240
1.65V	162.80	87.30	53.100	31.300	17.400	12.400	7.670	4.920	3.980	2.230
1.70V	156.60	85.30	52.200	31.100	17.300	12.200	7.550	4.880	3.940	2.220
1.75V	144.10	82.70	51.700	30.600	17.000	12.100	7.500	4.840	3.900	2.200
1.80V	128.60	76.80	49.500	29.900	16.700	12.000	7.330	4.810	3.860	2.190
1.85V	115.10	69.900	45.100	27.600	15.800	11.200	6.930	4.610	3.740	2.150

Constant Power Discharge Characteristics Unit: W/cell(25°C, 77°F)

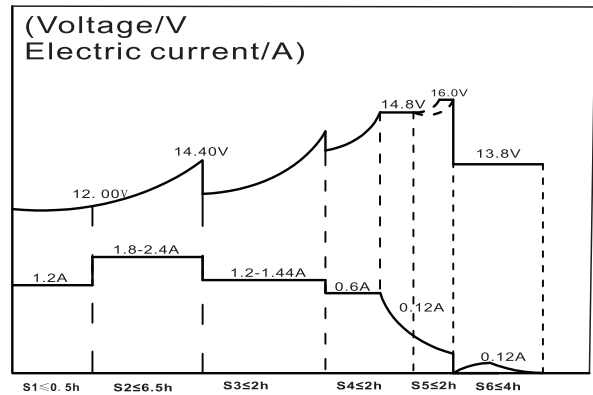
F.V/Time	5Min	15Min	30Min	1h	2h	3h	5h	8h	10h	20h
1.60V	281.00	158.60	97.800	59.300	33.100	23.820	14.620	9.690	7.830	4.470
1.65V	270.60	155.50	97.200	58.900	33.000	23.440	14.620	9.510	7.770	4.450
1.70V	269.60	154.50	96.700	58.400	32.900	23.440	14.530	9.510	7.660	4.420
1.75V	250.90	153.50	96.500	58.000	32.700	23.250	14.350	9.420	7.600	4.400
1.80V	230.20	144.10	93.900	57.500	32.600	23.150	14.260	9.420	7.490	4.380
1.85V	205.30	129.600	86.100	53.400	31.100	22.010	13.550	9.060	7.380	4.240

Disclaimer: Manufacturers have the right to self-modify the parameters of the product updates, please keep in touch with manufacturers to obtain the latest information.

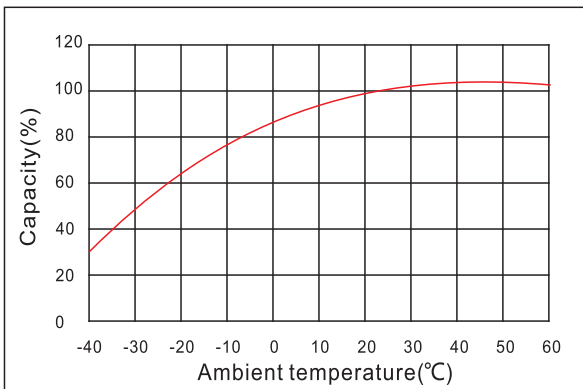
Discharge characteristic



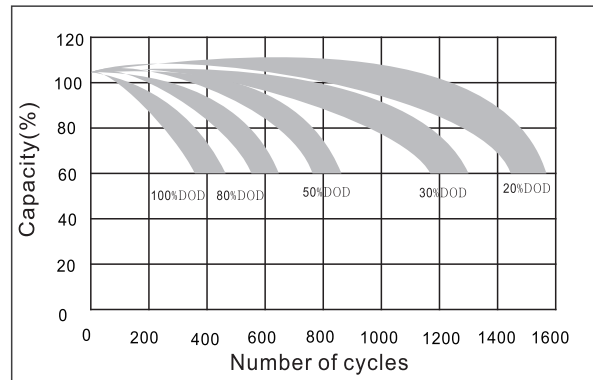
Charging characteristic



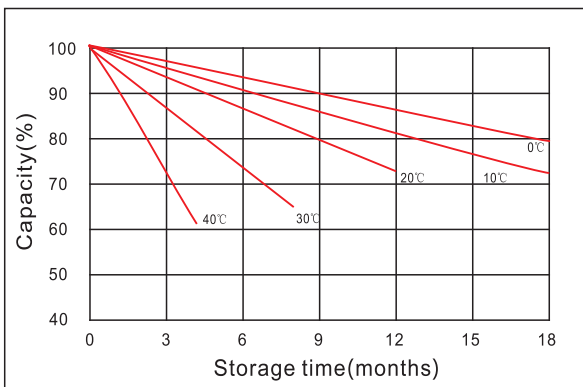
The effect of temperature on capacity



The effect of discharge depth on cycle life



Curves of self-discharge



Curves of open circuit voltage vs. capacity

