



### GENERAL FEATURES

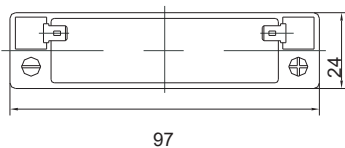
- **Long Service Life** - Thick plate design and efficient gas recombination yield a service life expectancy of up to 10 years in standby mode.
- **Low Internal Resistance** - Superb high-rate discharge characteristics ensure reliable performance in UPS and Telecom applications.
- **Maintenance-Free, Non-Spillable** - Proven VRLA technology guarantees safe operation without maintenance and 'non- restricted article' status for transportation.
- **Low Self-Discharge** - Lead-calcium alloy grids and use of high purity lead account for superior shelf-life characteristics permitting storage for extended periods of time.
- **Designed-In Reliability** - Cutting-edge manufacturing and process control combined with meticulous quality assurance procedures guarantee consistent and dependable performance

### PERFORMANCE SPECIFICATIONS

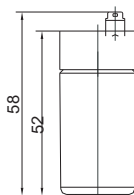
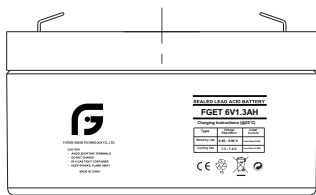
<b>Nominal Voltage</b>	6V(3 cells)	
<b>Design Floating Life @25°C</b>	12 Years	
<b>Nominal Capacity @25°C</b>	20 hour rate	1.3Ah
	10 hour rate	1.22Ah
	5 hour rate	1.165Ah
	3 hour rate	1.053Ah
	1 hour rate	0.829Ah
<b>Internal Resistance</b>	Full Charged	<50mΩ
	Battery@25°C	
	<b>Energy Density (20-hr. rate)</b>	57.77W-h/l
<b>Specific Energy (20-hr. rate)</b>	25.16W-h/kg	
<b>Shelf Life (nominal capacity at 20°C)</b>	1 Month	97%
	3 Months	91%
	6 Months	83%
<b>Standby Use Charge (Constant Voltage) @25°C</b>	Initial Charging Current	
	Less than 0.39A Voltage 6.85 - 6.95V	
<b>Cycle Use Charge (Constant Voltage) @25°C</b>	Initial Charging Current	
	Less than 0.39A Voltage 7.30 - 7.40V	
<b>Operating Temperature Range</b>	Charge	0°C to 50°C
	Discharge	-20°C to 60°C

### GENERAL FEATURES mm

Unit: mm

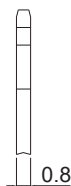
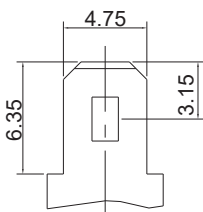


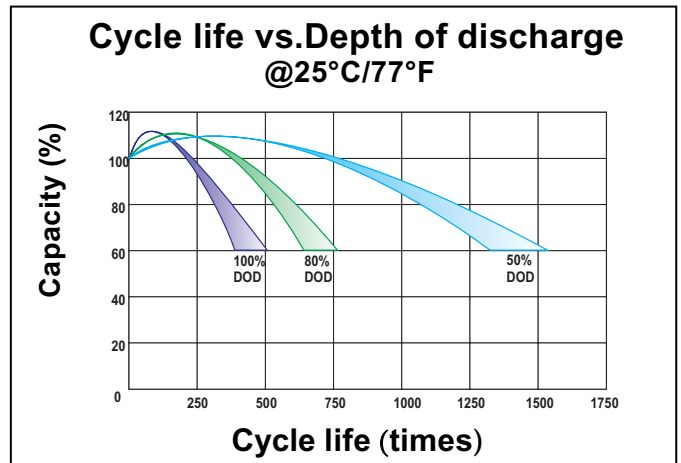
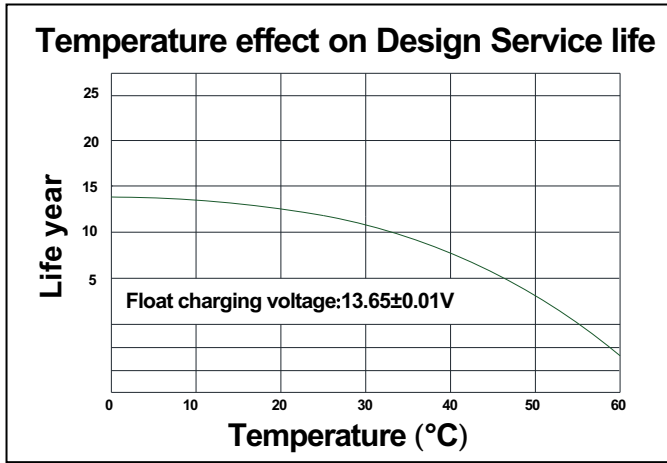
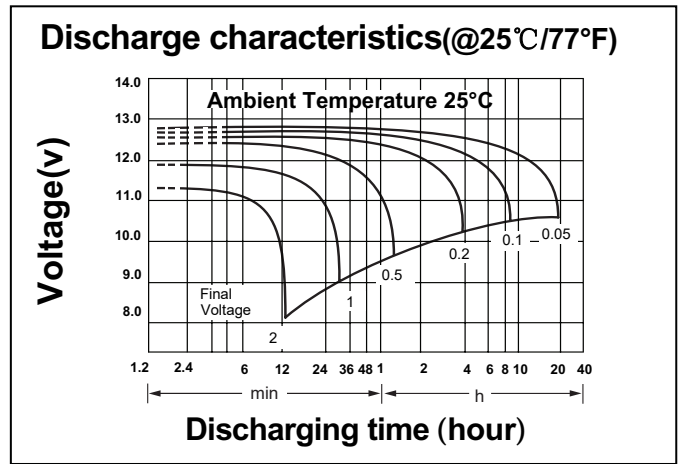
Length	97±1
Width	24±1
Height	52±1
Total Height	58±1
Weight(kg)	0.31±3%



### TERMINALS mm

F1 Terminal





**CONSTANT CURRENT DISCHARGE RATINGS (Amperes at 25°C)**

F.V/Time	5MIN	10MIN	15MIN	30MIN	1HR	2HR	3HR	4HR	5HR	8HR	10HR	20HR
1.60V	5.154	3.361	2.480	1.435	0.829	0.489	0.356	0.283	0.239	0.160	0.130	0.068
1.65V	4.968	3.261	2.415	1.404	0.814	0.482	0.351	0.280	0.236	0.158	0.129	0.067
1.70V	4.726	3.130	2.329	1.362	0.794	0.473	0.345	0.275	0.233	0.156	0.127	0.066
1.75V	4.415	2.960	2.218	1.307	0.767	0.460	0.336	0.269	0.228	0.153	0.125	0.065
1.80V	4.022	2.743	2.075	1.237	0.732	0.443	0.325	0.261	0.221	0.149	0.122	0.064