

GENERAL FEATURES

- **Long Service Life** - Thick plate design and efficient gas recombination yield a service life expectancy of up to 10 years in standby mode.
- **Low Internal Resistance** - Superb high-rate discharge characteristics ensure reliable performance in UPS and Telecom applications.
- **Maintenance-Free, Non-Spillable** - Proven VRLA technology guarantees safe operation without maintenance and 'non- restricted article' status for transportation.
- **Low Self-Discharge** - Lead-calcium alloy grids and use of high purity lead account for superior shelf-life characteristics permitting storage for extended periods of time.
- **Designed-In Reliability** - Cutting-edge manufacturing and process control combined with meticulous quality assurance procedures guarantee consistent and dependable performance


PERFORMANCE SPECIFICATIONS

Nominal Voltage	12V(6 cells)	
Design Floating Life @25°C	12 Years	
Nominal Capacity @25°C	20 hour rate 9.00A to 10.50V	180.00Ah
	10 hour rate 15.80A to 10.50V	158.00Ah
	5 hour rate 27.60A to 10.20V	138.00Ah
	3 hour rate 41.50A to 9.90V	124.50Ah
	1 hour rate 100.60A to 9.60V	100.60Ah
Internal Resistance	Full Charged Battery@25°C <5.5mΩ	
Energy Density (20-hr. rate)	89.56W-h/l	
Specific Energy (20-hr. rate)	40.75W-h/kg	
Shelf Life (nominal capacity at 20°C)	1 Month	97%
	3 Months	91%
	6 Months	83%
Max.Discharge Current@25°C	7 Min.	539.28A
Max Short-Duration Discharge Current	10 Sec	1219.8A
Standby Use Charge (Constant Voltage) @25°C	Initial Charging Current Less than 54.0A Voltage 13.6-13.8V	
	Initial Charging Current Less than 54.0A Voltage 14.2-14.4 V	
Cycle Use Charge (Constant Voltage) @25°C	Charge	-20°C to 50°C
	Discharge	-40°C to 60°C

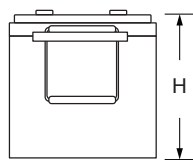
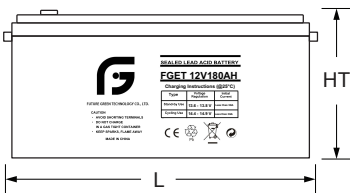
GENERAL FEATURES

mm

Unit: mm



Length	522±1
Width	268±1
Height	220±1
Total Height	226±1
Weight(kg)	53.0±3%

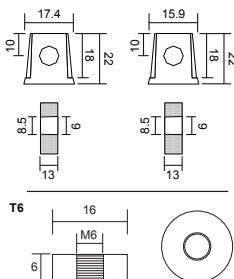


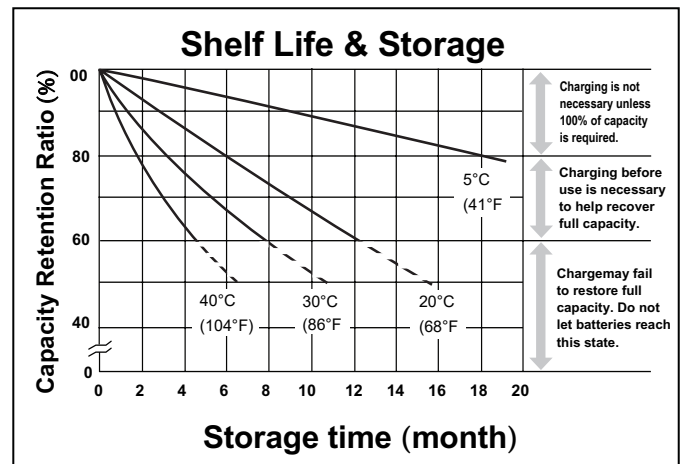
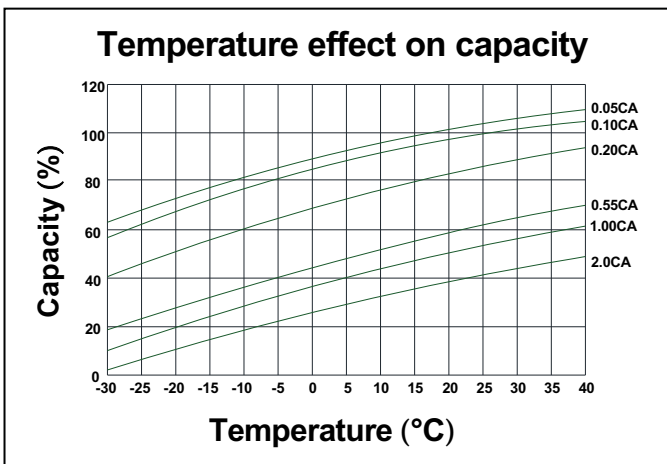
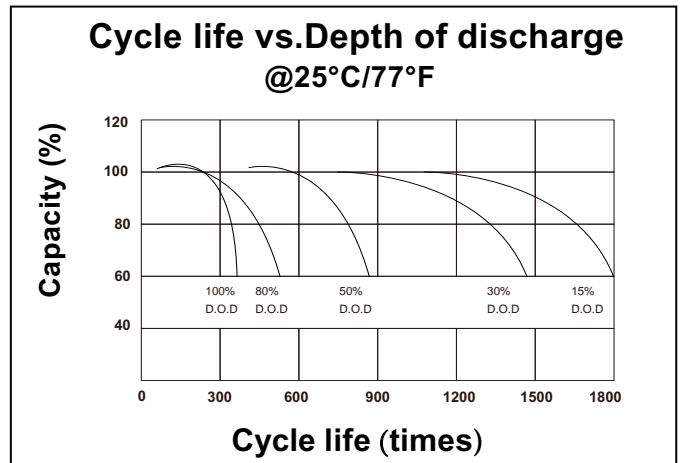
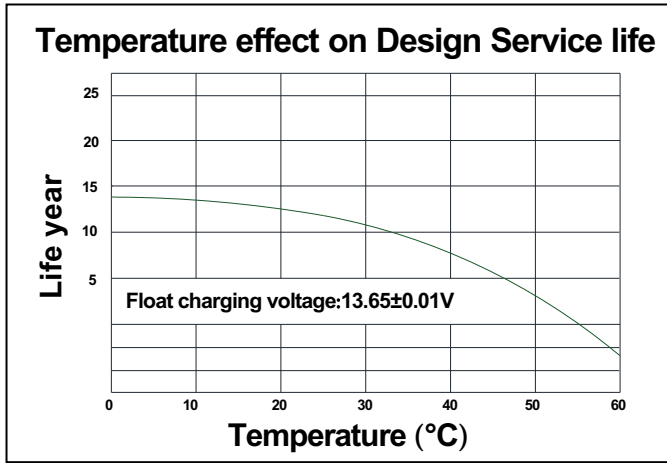
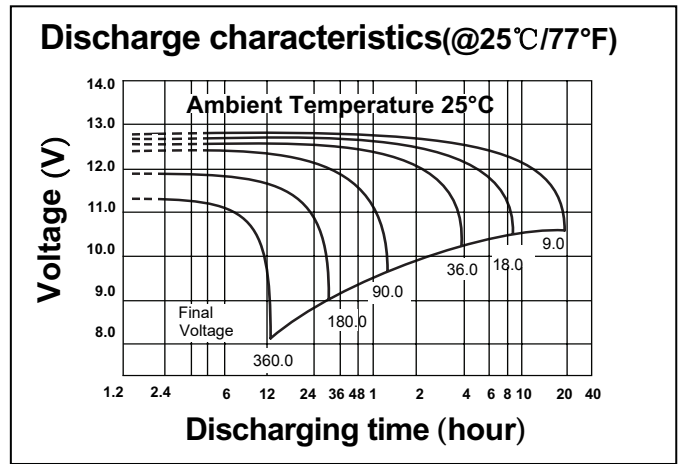
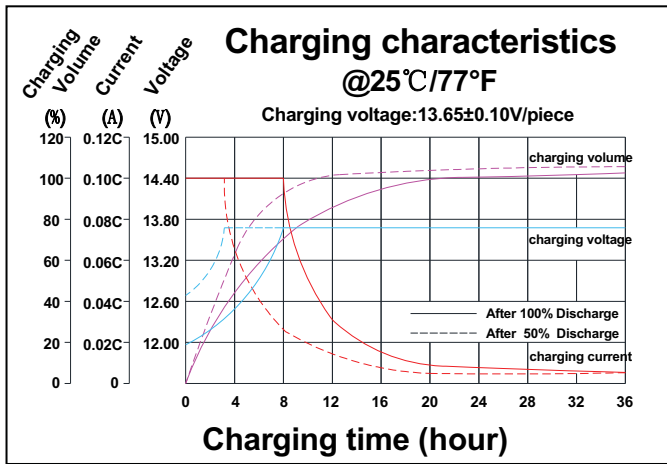
TERMINALS

mm

- U: Universal terminals: Heavy-duty posts with 'nut & bolt' fasteners
- T6: Threaded insert w. 6 mm stud fastener

U: Positive Terminal U: Negative Terminal





CONSTANT CURRENT DISCHARGE RATINGS (Amperes at 25°C)

F.V/Time	10MIN	15MIN	30MIN	1HR	2HR	3HR	4HR	5HR	8HR	10HR	20HR
9.60V	306.8	246.3	165.0	100.6	60.2	41.6	34.1	27.9	19.2	16.3	9.90
10.0V	291.9	241.2	163.6	100.2	59.8	41.5	33.9	27.8	19.1	16.1	9.54
10.2V	281.6	237.4	162.6	99.2	59.3	41.1	33.8	27.6	18.9	15.9	9.27
10.5V	263.0	228.7	160.1	98.3	58.8	41.0	33.5	27.3	18.8	15.8	9.00
10.8V	242.6	213.3	154.5	96.0	57.8	39.9	32.7	26.8	18.4	15.6	8.46
11.1V	219.3	193.5	146.1	91.2	55.2	38.1	31.1	25.6	17.7	15.2	8.10